



NY64-D

AUDIO INTERFACE CARD

- Owner's Manual
- Bedienungsanleitung
- Mode d'emploi
- Manual de instrucciones
- Manual do Proprietário
- Manuale di istruzioni
- Руководство пользователя
- 사용 설명서
- 取扱説明書

EN

DE

FR

ES

PT

IT

RU

KO

JA

English

Deutsch

Français

Español

Português

Italiano

Русский

한국어

日本語

FCC INFORMATION (U.S.A.)

1. IMPORTANT NOTICE: DO NOT MODIFY THIS UNIT!

This product, when installed as indicated in the instructions contained in this manual, meets FCC requirements. Modifications not expressly approved by Yamaha may void your authority, granted by the FCC, to use the product.

2. IMPORTANT: When connecting this product to accessories and/or another product use only high quality shielded cables. Cable/s supplied with this product MUST be used. Follow all installation instructions. Failure to follow instructions could void your FCC authorization to use this product in the USA.

3. NOTE: This product has been tested and found to comply with the requirements listed in FCC Regulations, Part 15 for Class "B" digital devices. Compliance with these requirements provides a reasonable level of assurance that your use of this product in a residential environment will not result in harmful interference with other electronic devices. This equipment generates/uses radio frequencies and, if not installed and used according to the instructions found in the users manual, may cause

interference harmful to the operation of other electronic devices. Compliance with FCC regulations does not guarantee that interference will not occur in all installations. If this product is found to be the source of interference, which can be determined by turning the unit "OFF" and "ON", please try to eliminate the problem by using one of the following measures:

Relocate either this product or the device that is being affected by the interference.

Utilize power outlets that are on different branch (circuit breaker or fuse) circuits or install AC line filter/s.

In the case of radio or TV interference, relocate/reorient the antenna. If the antenna lead-in is 300 ohm ribbon lead, change the lead-in to co-axial type cable.

If these corrective measures do not produce satisfactory results, please contact the local retailer authorized to distribute this type of product. If you can not locate the appropriate retailer, please contact Yamaha Corporation of America, Electronic Service Division, 6600 Orangethorpe Ave, Buena Park, CA90620

The above statements apply ONLY to those products distributed by Yamaha Corporation of America or its subsidiaries.

* This applies only to products distributed by YAMAHA CORPORATION OF AMERICA.

(class B)

COMPLIANCE INFORMATION STATEMENT (DECLARATION OF CONFORMITY PROCEDURE)

Responsible Party : Yamaha Corporation of America

Address : 6600 Orangethorpe Ave., Buena Park, Calif. 90620

Telephone : 714-522-9011

Type of Equipment : Audio Interface Card

Model Name : NY64-D

This device complies with Part 15 of the FCC Rules.

Operation is subject to the following two conditions:

- 1) this device may not cause harmful interference, and
- 2) this device must accept any interference received including interference that may cause undesired operation.

See user manual instructions if interference to radio reception is suspected.

* This applies only to products distributed by YAMAHA CORPORATION OF AMERICA

(FCC DoC)

This device complies with Part 15 of the FCC Rules. Operation is subject to the following two conditions: (1) this device may not cause harmful interference, and (2) this device must accept any interference received, including interference that may cause undesired operation.

CAN ICES-3 (B)/NMB-3(B)

- This applies only to products distributed by Yamaha Canada Music Ltd.
- Ceci ne s'applique qu'aux produits distribués par Yamaha Canada Musique Ltée.

(can_b_01)

Table of contents

Included items.....	5
Precautions.....	6
Introduction	9
Main features	9
Updating the firmware	9
Card installation	9
Dante support.....	9
Device features	10
How to read the [SYNC] indicators	11
Specifications.....	13
General Specifications	13
Dimensions	14

Included items

- Owner's Manual (this document)
- Dante Virtual Soundcard license code

Information for Users on Collection and Disposal of Old Equipment



This symbol on the products, packaging, and/or accompanying documents means that used electrical and electronic products should not be mixed with general household waste. For proper treatment, recovery and recycling of old products, please take them to applicable collection points, in accordance with your national legislation and the Directives 2002/96/EC.

By disposing of these products correctly, you will help to save valuable resources and prevent any potential negative effects on human health and the environment which could otherwise arise from inappropriate waste handling.

For more information about collection and recycling of old products, please contact your local municipality, your waste disposal service or the point of sale where you purchased the items.

[For business users in the European Union]

If you wish to discard electrical and electronic equipment, please contact your dealer or supplier for further information.

[Information on Disposal in other Countries outside the European Union]

This symbol is only valid in the European Union. If you wish to discard these items, please contact your local authorities or dealer and ask for the correct method of disposal.

(weee_eu_en_01)

PRECAUTIONS

PLEASE READ CAREFULLY BEFORE PROCEEDING

Please keep this manual in a safe place for future reference.



WARNING

Always follow the basic precautions listed below to avoid the possibility of serious injury or even death from electrical shock, short-circuiting, damages, fire or other hazards. These precautions include, but are not limited to, the following:

- Before installing the card in a device, check to make sure that the device is compatible with the card. Also, do not install the card in any Yamaha products not specified by Yamaha for use with the card in order to avoid possible electrical shock, fire, or device damage. Please check possible restrictions regarding the maximum number of Yamaha and third-party expansion cards that can be simultaneously installed. Refer to the owner's manual supplied with the device, and/or the Yamaha Pro Audio web site at: <http://www.yamahaproaudio.com/>
- Do not attempt to disassemble or modify the card. Do not apply excessive force to card connectors or other card components. Mishandling of the card may lead to shock, fire hazard, or device failure.
- Be sure to disconnect the power cable of the host device before installing the card and connecting/disconnecting the cables (in order to eliminate shock hazard, undesired noise, and avoid device damage).
- Turn off all peripheral devices connected to the host device before installation, and unplug all related cables.



CAUTION

Always follow the basic precautions listed below to avoid the possibility of physical injury to you or others, or damage to the device or other property. These precautions include, but are not limited to, the following:

- Be sure to properly ground the host device to prevent electrical shock and/or malfunction.
- Do not touch the metallic leads (pins) of the circuit board when handling the card. The pins are sharp and may cause hand cuts.
- Wear a pair of heavy gloves during installation to avoid scratching or cutting your hands on sharp edges.

Yamaha cannot be held responsible for damage caused by improper use or modifications to the device, or data that is lost or destroyed.

NOTICE

To avoid the possibility of malfunction/ damage to the product, damage to data, or damage to other property, follow the notices below.

Handling and maintenance

- Do not use the device in the vicinity of a TV, radio, stereo equipment, mobile phone, or other electric devices. Otherwise, the device, TV, or radio may generate noise.
- Do not expose the device to excessive dust or vibration, or extreme cold or heat (such as in direct sunlight, near a heater, or in a car during the day), in order to prevent the possibility of panel disfiguration, unstable operation, or damage to the internal components.
- Do not place vinyl, plastic or rubber objects on the device, since this might discolor the panel.
- When cleaning the device, use a dry and soft cloth. Do not use paint thinners, solvents, cleaning fluids, or chemical-impregnated wiping cloths.
- Condensation can occur in the device due to rapid, drastic changes in ambient temperature—when the device is moved from one location to another, or air conditioning is turned on or off, for example. Using the device while condensation is present can cause damage. If there is reason to believe that condensation might have occurred, leave the device for several hours without turning on the power until the condensation has completely dried out.
- Drain all static electricity from your clothing and body before handling the card. Static electricity can damage the card. Touch an exposed metal part of the host device or other grounded object beforehand.
- Do not drop screws or other small parts inside the card. If power is applied while screws or similar metal objects are loose inside the unit the card may malfunction or be damaged. If you cannot retrieve dropped objects yourself, refer the problem to qualified Yamaha service personnel.

Information

About this manual

- The illustrations as shown in this manual are for instructional purposes only.
- The company names and product names in this manual are the trademarks or registered trademarks of their respective companies.
- Software may be revised and updated without prior notice.

European models

Purchaser/User Information specified in EN55103-2:2009.

Conforms to Environments: E1, E2, E3 and E4

Introduction

Thank you for purchasing the Yamaha NY64-D audio interface card. The NY64-D is a digital audio interface card designed for use with NY card form factor card slots, and supports the Dante gigabit Ethernet digital audio network.

In order to take full advantage of this product's features, and to enjoy years of trouble-free use, please read this document before you begin using the product. After you have read this document, please keep it in a safe place.

Main features

- Supports 64 inputs and 64 outputs of 32-bit, 48 kHz uncompressed digital audio signals
- In addition to simple daisy chaining, supports redundant connections through its primary and secondary data paths
- Features various indicators that indicate status and errors

Updating the firmware

The Dante firmware contained in this product can be updated to take advantage of new features, feature improvements, and bug fixes.

Details about updating the firmware are available online.

<http://www.yamahaproaudio.com/>

For information about updating and setting up the console, please refer to the firmware update guide available on the website.

NOTE

When updating this product's Dante module firmware, make sure you also update the Dante module firmware contained in other connected devices.

Card installation

When inserting or removing this card, refer to the operating instructions included with the other device for instructions and safety information.

Dante support

This product uses the Dante digital audio network protocol to send and receive audio signals. Dante is a protocol developed by Audinate that is designed to deliver multichannel audio signals at various sampling and bit rates, as well as device control signals over a Gigabit Ethernet network.

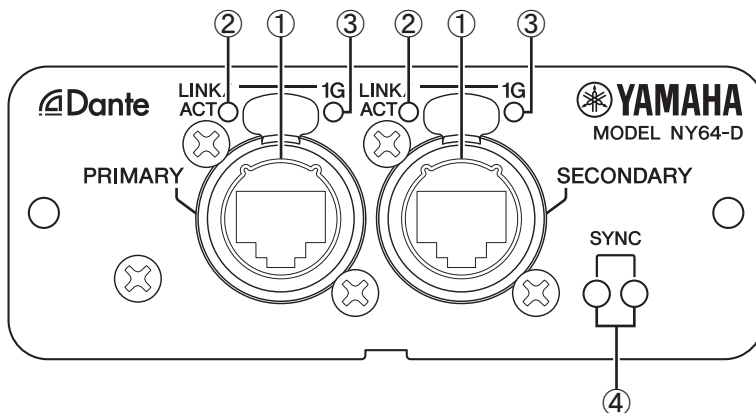
For information about Dante, please visit the Audinate website.

<http://www.audinate.com/>

You can also find information about Dante and Dante-compatible products on the Yamaha Pro Audio website.

<http://www.yamahaproaudio.com>

Device features



① [PRIMARY] and [SECONDARY] connectors

etherCON CAT5 connector that connects the card to a Dante audio network. Uses an RJ-45 connector.

Supports star and daisy-chain arrangements.

NOTE

- To avoid electromagnetic interference, use shielded twisted-pair (STP) cables that are rated at CAT5e or higher. Use conductive tape or comparable means to make sure that the metal parts of the cable plugs are electrically connected to the STP cable shield.
- We recommend using RJ-45 plugs that are compatible with Neutrik etherCON CAT5 connectors. You can also use cables with standard RJ-45 plugs.
- The maximum length of cable that can be used varies depending on the type of cable. When using CAT5e cables, data can be sent between devices that are connected by up to 100 m of cable.

② [LINK/ACT] indicators

Flash in green when the corresponding PRIMARY or SECONDARY connector is sending or receiving data.

③ [1G] indicators

Indicate the connection status of the PRIMARY and SECONDARY connectors. If an indicator is lit, the corresponding connector is connected to a Gigabit Ethernet network. If an indicator is not lit, there is a problem with the connection. In this case, check all network cables and switches. If you cannot resolve the problem, please contact your nearest Yamaha representative.

④ [SYNC] indicators

Indicate the status of the Dante clock sync.

When the green indicator is lit, the device that this card is installed in is the clock slave, and the clock is in sync.

When the green indicator is flashing, the device that this card is installed in is the clock master.

When the card is turned on, the green indicator should either light or flash; if the indicator does not light or flash, an error has occurred.

How to read the [SYNC] indicators

You can use the [SYNC] indicators to confirm the card's status.
The indicators can relay operational status, and error status.

Operational status

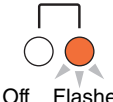

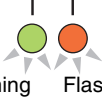

The [SYNC] indicators light as follows when the card is operating normally.

[SYNC] indicators	Description	Meaning
<p>SYNC Off Lit</p>	Sync in progress.	The card is syncing with the Dante network. Wait until the card is in sync. (This may take up to 45 seconds.)
<p>SYNC Flashing Off</p>	Clock master, functioning normally.	The card is functioning as the clock master.
<p>SYNC Lit Off</p>	Clock slave, functioning normally.	The card is functioning as the clock slave and is in sync.

Error status

The [SYNC] indicators light as follows when an error has occurred.
Refer to the "Solution" information for ways to resolve the error.

[SYNC] indicators	Description	Solution
<p>SYNC Off Flashing</p>	Clock settings are incorrect.	Either turn on the TF series console's Quick Config feature, or check the clock master and sampling frequency settings of the Dante Controller.
<p>SYNC Off Flashes 2 times</p>	Card not connected to Dante network.	Make sure the cables are not damaged and that they are connected properly.

[SYNC] indicators	Description	Solution
<p style="text-align: center;">SYNC</p>  <p style="text-align: center;">Off Flashes 3 times</p>	Cable wiring is wrong; cannot find other Dante devices.	Check the wiring of the Ethernet cables.
<p style="text-align: center;">SYNC</p>  <p style="text-align: center;">Lit or flashing Lit</p>	Device that is not Gigabit Ethernet compatible is connected.	To use Dante to send and receive digital audio, make sure your devices are Gigabit Ethernet compatible.
<p style="text-align: center;">SYNC</p>  <p style="text-align: center;">Lit or flashing Flashing</p>	When using a redundancy network, [SECONDARY] connector is sending/receiving audio.	Check the connections of the network connected to the [PRIMARY] connector.
<p style="text-align: center;">SYNC</p>  <p style="text-align: center;">Lit or flashing Flashes 2 times</p>	When using a redundancy network, error was detected on the [SECONDARY] connector.	Check the connections of the network connected to the [SECONDARY] connector.

* When the connected device is the clock master, the green indicator flashes; when it is the clock slave, the green indicator lights.

Specifications

General Specifications

Sampling Frequency

		Conditions	Min.	Typ.	Max.	Unit
External Clock	Frequency	44.1kHz / 48kHz	-200		+200	ppm
	Accuracy	+4.1667%/+0.1%/-0.1%/-4.0% to all of the above	-200		+200	ppm

Temperature Range

		Conditions	Min.	Typ.	Max.	Unit
Temperature Range		Operating temperature range	0		40	°C
		Storage temperature range	-20		60	°C

Digital input/output specifications

Terminal	Format	Data length	Level	Audio	Connector
Primary / Secondary	Dante	24 or 32bit	1000BASE-T	64ch (NY64-D to other devices) 64ch (Other devices to NY64-D)	etherCON Cat5e

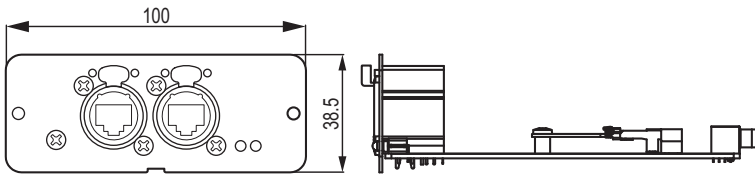
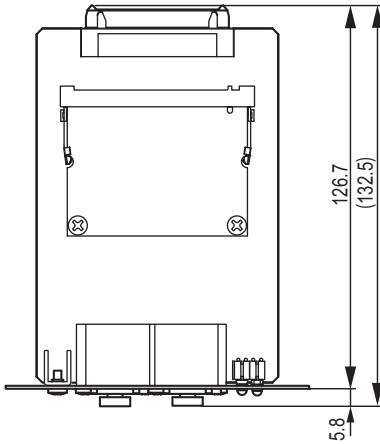
Dimensions (W x H x D) & Net weight

100(W) x 38.5(H) x 132.5(D) mm, 0.2kg

- * この取扱説明書では、印刷時点の最新仕様で説明をしております。最新版の取扱説明書につきましては、ヤマハウェブサイトからダウンロードしてお読みいただけますようお願いいたします。
- * The contents of this manual apply to the latest specifications as of the printing date. To obtain the latest manual, access the Yamaha website then download the manual file.
- * Der Inhalt dieser Bedienungsanleitung gilt für die neuesten Technischen Daten zum Zeitpunkt der Drucklegung. Um die neueste Version der Anleitung zu erhalten, rufen Sie die Website von Yamaha auf und laden Sie dann die Datei mit der Bedienungsanleitung herunter.
- * Le contenu de ce mode d'emploi s'applique aux dernières caractéristiques techniques connues à la date d'impression du manuel. Pour obtenir la version la plus récente du manuel, accédez au site Web de Yamaha puis téléchargez le fichier du manuel concerné.
- * El contenido de este manual es aplicable a las últimas especificaciones en la fecha de impresión. Para obtener el último manual, acceda al sitio web de Yamaha y descargue el archivo del manual.
- * O conteúdo deste manual se aplica às especificações mais recentes a partir da data da impressão. Para obter o manual mais recente, acesse o site da Yamaha e faça o download do arquivo do manual.
- * Il contenuto del presente manuale si applica alle ultime specifiche tecniche a partire dalla data di stampa. Per ottenere la versione più recente del manuale, accedere al sito Web Yamaha e scaricare il file corrispondente.
- * В содержании данного руководства приведены последние на момент публикации технические характеристики. Для получения последней версии руководства посетите веб-сайт корпорации Yamaha и загрузите файл с руководством.
- * 본 설명서의 내용은 인쇄일 현재 최신 사양을 기준으로 하고 있습니다. 최신 설명서를 가져오려면 Yamaha 웹사이트에 접속 후 해당 설명서 파일을 다운로드 받으십시오.

Dimensions

NY64-D



Unit: mm

Important Notice: Guarantee Information for customers in European Economic Area (EEA) and Switzerland

<p>Important Notice: Guarantee Information for customers in EEA* and Switzerland</p> <p>For detailed guarantee information about this Yamaha product, and Pan-EEA* and Switzerland warranty service, please either visit the website address below (Printable file is available at our website), or contact the Yamaha representative office for your country. * EEA: European Economic Area</p>	English
<p>Wichtiger Hinweis: Garantie-Information für Kunden in der EWR* und der Schweiz</p> <p>Für nähere Garantie-Information über dieses Produkt von Yamaha, sowie über den Pan-EWR*- und Schweizer Garantieservice, besuchen Sie bitte entweder die folgend angegebene Internetadresse (eine druckfähige Version befindet sich auch auf unserer Webseite), oder wenden Sie sich an den für Ihr Land zuständigen Yamaha-Vertrieb. *EWR: Europäischer Wirtschaftsraum</p>	Deutsch
<p>Remarque importante: informations de garantie pour les clients de l'EEE et la Suisse</p> <p>Pour des informations plus détaillées sur la garantie de ce produit Yamaha et sur le service de garantie applicable dans l'ensemble de l'EEE ainsi qu'en Suisse, consultez notre site Web à l'adresse ci-dessous (le fichier imprimable est disponible sur notre site Web) ou contactez directement Yamaha dans votre pays de résidence. * EEE : Espace Economique Européen</p>	Français
<p>Belangrijke mededeling: Garantie-informatie voor klanten in de EER* en Zwitserland</p> <p>Voor gedetailleerde garantie-informatie over dit Yamaha-product en de garantieservice in heel de EER* en Zwitserland, gaat u naar de onderstaande website (u vind een afdrukbaar bestand op onze website) of neemt u contact op met de vertegenwoordiging van Yamaha in uw land. * EER: Europese Economische Ruimte</p>	Nederlands
<p>Aviso importante: información sobre la garantía para los clientes del EEE* y Suiza</p> <p>Para una información detallada sobre este producto Yamaha y sobre el soporte de garantía en la zona EEE* y Suiza, visite la dirección web que se incluye más abajo (la versión del archivo para imprimir está disponible en nuestro sitio web) o póngase en contacto con el representante de Yamaha en su país. * EEE: Espacio Económico Europeo</p>	Español
<p>Aviso importante: informazioni sulla garanzia per i clienti residenti nell'EEA* e in Svizzera</p> <p>Per informazioni dettagliate sulla garanzia relativa a questo prodotto Yamaha e l'assistenza in garanzia nei paesi EEA* e in Svizzera, potete consultare il sito Web all'indirizzo riportato di seguito (è disponibile il file in formato stampabile) oppure contattare l'ufficio di rappresentanza locale della Yamaha. * EEA: Area Economica Europea</p>	Italiano
<p>Aviso importante: informações sobre as garantias para clientes da AEE* e da Suíça</p> <p>Para obter uma informação pormenorizada sobre este produto da Yamaha e sobre o serviço de garantia na AEE* e na Suíça, visite o site a seguir (o arquivo para impressão está disponível no nosso site) ou entre em contato com o escritório de representação da Yamaha no seu país. * AEE: Área Económica Europeia</p>	Português
<p>Σημαντική σημείωση: Πληροφορίες εγγύησης για τους πελάτες στον ΕΟΧ* και Ελβετία</p> <p>Για λεπτομερείς πληροφορίες εγγύησης σχετικά με το προϊόν προϊόν της Yamaha και την κάλυψη εγγύησης σε όλες τις χώρες του ΕΟΧ και την Ελβετία, επισκεφτείτε την παρακάτω ιστοσελίδα (Εκτυπιώσιμη μορφή είναι διαθέσιμη στην ιστοσελίδα μας) ή απευθυνθείτε στην αντιπροσωπεία της Yamaha στη χώρα σας. * ΕΟΧ: Ευρωπαϊκός Οικονομικός Χώρος</p>	Ελληνικά
<p>Viktigt: Garantierinformation för kunder i EES-området* och Schweiz</p> <p>För detaljerad information om denna Yamaha-produkt samt garantiserivice i hela EES-området* och Schweiz kan du antingen besöka nedanstående webbadress (en utskriftsvänlig fil finns på webbplatsen) eller kontakta Yamahas officiella representant i ditt land. * EES: Europeiska Ekonomiska Samarbetsområdet</p>	Svenska
<p>Viktig merknad: Garantierinformasjon for kunder i EØS* og Sveits</p> <p>Detaljert garantierinformasjon om dette Yamaha-produktet og garantiserivice for hele EØS-området* og Sveits kan fås enten ved å besøke nettadressen nedenfor (utskriftsversjon finnes på våre nettsider) eller kontakte Yamahas kontorene i landet der du bor. * EØS: Det europeiske økonomiske samarbeidsområdet</p>	Norsk
<p>Vigtig oplysning: Garantioplysninger til kunder i EØ* og Schweiz</p> <p>De kan finde detaljerede garantioplysninger om dette Yamaha-produkt og den fælles garantiseriviceordning for EØ* (og Schweiz) ved at besøge det websted, der er angivet nedenfor (der findes en fil, som kan udskrives, på vores websted), eller ved at kontakte Yamahas nationale repræsentationskontor i det land, hvor De bor. * EØ: Det Europæiske Økonomiske Område</p>	Dansk
<p>Tärkeä ilmoitus: Taku tiedot Euroopan talousalueen (ETA)* ja Sveitsin asiakkaille</p> <p>Tämän Yamaha-tuotteen sekä ETA-alueen ja Sveitsin takuuta koskevat yksityiskohtaiset tiedot saatte alla olevasta nettiosoitteesta. (Tulostettava tiedosto saatavissa sivustollamme.) Voitte myös ottaa yhteyttä paikalliseen Yamaha-edustajaan. *ETA: Euroopan talousalue</p>	Suomi
<p>Ważne: Warunki gwarancyjne obowiązujące w EOG* i Szwajcarii</p> <p>Tępisema teabte saamiseks selle Yamaha toote garantii ning kogu Euroopa Majanduspiirkonna ja Šveitsi garantiteeninduse kohta, külastage palun veebisaiti alljärgneval aadressil (meie saidil on saadaval printida val) või pöörduge Teie regiooni Yamaha esinduse poole. * EOG — Europejski Obszar Gospodarczy</p>	Polski
<p>Důležitá oznámení: Záruční informace pro zákazníky v EHS* a ve Švýcarsku</p> <p>Podrobné záruční informace o tomto produktu Yamaha a záručním servisu v celém EHS* a ve Švýcarsku naleznete na níže uvedené webové adrese (soubor k tisku je dostupný na našich webových stránkách) nebo se můžete obrátit na zastoupení firmy Yamaha ve své zemi. * EHS: Evropský hospodářský prostor</p>	Česky
<p>Fontos figyelmeztetés: Garancia-információk az EGT* területén és Svájcban élő vásárlók számára</p> <p>A jelen Yamaha termékre vonatkozó részletes garancia-információk, valamint az EGT*-re és Svájcra kiterjedő garanciális szolgáltatás tekintetében keressék fel webhelyünket az alábbi címen (a webhelyen nyomtatható fájl is talál), vagy pedig lépjen kapcsolatba az országában működő Yamaha képviselői iróddal. * EGT: Európai Gazdasági Térség</p>	Magyar
<p>Oluline märkus: Garantiteave Euroopa Majanduspiirkonna (EMP)* ja Šveitsi klientidele</p> <p>Täpsemat teabte saamiseks selle Yamaha toote garantii ning kogu Euroopa Majanduspiirkonna ja Šveitsi garantiteeninduse kohta, külastage palun veebisaiti alljärgneval aadressil (meie saidil on saadaval printida val) või pöörduge Teie regiooni Yamaha esinduse poole. * EMP: Euroopa Majanduspiirkond</p>	Eesti keel
<p>Svarīgs paziņojums: garantijas informācija klientiem EEZ* un Šveicā</p> <p>Lai saņemtu detalizētu garantijas informāciju par šo Yamaha produktu, kā arī garantijas apkalpošanu EEZ* un Šveicā, lūdzam apmeklētjam zemāk norādīto tīmekļa vietnes adresi (tīmekļa vietnē ir pieejams drukājams fails) vai sazināties ar jūsu valsts apkalpojotāju Yamaha pārstāvniecībā. * EEZ: Eiropas Ekonomikas zona</p>	Latviešu
<p>Děmeslo: informācija dėl garantijos pirkėjams EEE* ir Šveicarijoje</p> <p>Jei reikia išsamesios informacijos apie šį „Yamaha“ produktą ir jo techninę priežiūrą visoje EEE* ir Šveicarijoje, apsilankykite mūsų svetainėje toliau nurodytu adresu (svetainėje yra spausdintinas failas) arba kreipkitės į „Yamaha“ atstovybę savo šalyje. *EEE – Europos ekonominė erdvė</p>	Lietuvių kalba
<p>Dôležitá upozornenie: Informácie o záruke pre zákazníkov v EHP* a Švajčiarsku</p> <p>Podrobné informácie o záruke týkajúce sa tohto produktu od spoločnosti Yamaha a garancnom servise v EHP* a Švajčiarsku nájdete na webovej stránke uvedenej nižšie (na našej webovej stránke je k dispozícii súbor na tlač) alebo sa obráťte na Zastúpu spoločnosti Yamaha vo svojej krajine. * EHP: evropský hospodársky región</p>	Slovenčina
<p>Pomembno obvestilo: Informacije o garanciji za kupce v EGP* in Švici</p> <p>Za podrobnejše informacije o tem Yamaha izdelkih ter garancijskem servisu v celotnem EGP in Švici, obiščite spletno mesto, ki je navedeno spodaj (natisljiva datoteka je na voljo na našem spletnem mestu), ali se obrnite na Yamahinega predstavnika v svoji državi. * EGP: Evropski gospodarski prostor</p>	Slovenščina
<p>Важно съобщение: Информация за гаранцията за клиенти в ЕИП* и Швейцария</p> <p>За подробна информация за гаранцията за този продукт на Yamaha и гаранционното обслужване в паневропейската зона на ЕИП* и Швейцария или посетете посочения по-долу уеб сайт (на нашия уеб сайт има файл за печат), или се свържете с представителния офис на Yamaha във вашата страна. * ЕИП: Европейско икономическо пространство</p>	Български език
<p>Notificare importantă: Informații despre garanție pentru clienții din SEE* și Elveția</p> <p>Pentru informații detaliate privind acest produs Yamaha și serviciul de garanție Pan-SEE* și Elveția, vizitați site-ul la adresa de mai jos (fișierul imprimabil este disponibil pe site-ul nostru) sau contactați biroul reprezentanței Yamaha din țara dumneavoastră. * SEE: Spațiul Economic European</p>	Limba română

<http://europe.yamaha.com/warranty/>

For details of products, please contact your nearest Yamaha representative or the authorized distributor listed below.

Pour plus de détails sur les produits, veuillez-vous adresser à Yamaha ou au distributeur le plus proche de vous figurant dans la liste suivante.

Die Einzelheiten zu Produkten sind bei Ihrer unten aufgeführten Niederlassung und bei Yamaha Vertragshändlern in den jeweiligen Bestimmungsländern erhältlich.

Para detalles sobre productos, contacte su tienda Yamaha más cercana o el distribuidor autorizado que se lista debajo.

NORTH AMERICA

CANADA

Yamaha Canada Music Ltd.
135 Milner Avenue, Toronto, Ontario,
M1S 3R1, Canada
Tel: +1-416-298-1311

U.S.A.

Yamaha Corporation of America
6600 Orangethorpe Avenue, Buena
Park, CA 90620, U.S.A.
Tel: +1-714-522-9011

CENTRAL & SOUTH AMERICA

MEXICO

Yamaha de México, S.A. de C.V.
Av. Insurgentes Sur 1647 Piso 9,
Col. San José Insurgentes,
Delegación Benito Juárez, México,
D.F., C.P. 03900
Tel: +52-55-5804-0600

BRAZIL

Yamaha Musical do Brasil Ltda.
Rua Fidêncio Ramos, 302 – Cj 52 e
54 – Torre B – Vila Olímpia – CEP
04551-010 – São Paulo/SP, Brazil
Tel: +55-11-3704-1377

ARGENTINA

**Yamaha Music Latin America, S.A.,
Sucursal Argentina**
Olga Cossetini 1553, Piso 4 Norte,
Madero Este-C1107CEK,
Buenos Aires, Argentina
Tel: +54-11-4119-7000

VENEZUELA

Yamaha Musical de Venezuela, C.A.
AV. Manzanares,
C.C. Manzanares Plaza, Piso 4,
Oficina 0401, Baruta, Caracas,
Venezuela
Tel: +58-212-943-1877

PANAMA AND OTHER LATIN AMERICAN COUNTRIES/ CARIBBEAN COUNTRIES

Yamaha Music Latin America, S.A.
Edif. Torre Banco General, Piso 7,
Urbanización Marbella,
Calle 47 y Aquilino de la Guardia,
Ciudad de Panamá, República de
Panamá
Tel: +507-269-5311

EUROPE

THE UNITED KINGDOM/ IRELAND

Yamaha Music Europe GmbH (UK)
Sherbourne Drive, Tilbrook,
Milton Keynes, MK7 8BL, U.K.
Tel: +44-1908-366700

GERMANY

Yamaha Music Europe GmbH
Siemensstrasse 22-34,
25462 Rellingen, Germany
Tel: +49-4101-303-0

SWITZERLAND/ LIECHTENSTEIN

**Yamaha Music Europe GmbH,
Rellingen, Branch Switzerland in
Zürich**
Seefeldstrasse 94, 8008 Zürich,
Switzerland
Tel: +41-44-3878080

AUSTRIA/BULGARIA

**Yamaha Music Europe GmbH
Branch Austria**
Schleiergasse 20, 1100 Wien, Austria
Tel: +43-1-60203900

CZECH REPUBLIC/ HUNGARY/ROMANIA/ SLOVAKIA/SLOVENIA

**Yamaha Music Europe GmbH
Branch Austria**
Schleiergasse 20, 1100 Wien, Austria
Tel: +43-1-60203900

POLAND/LITHUANIA/ LATVIA/ESTONIA

**Yamaha Music Europe GmbH
Sp.z o.o. Oddział w Polsce**
ul. Wrotkowa 14, 02-553 Warsaw,
Poland
Tel: +48-22-880-08-88

MALTA

Olimpus Music Ltd.
Valletta Road, Mosta MST9010,
Malta
Tel: +356-2133-2093

NETHERLANDS/BELGIUM/ LUXEMBOURG

**Yamaha Music Europe Branch
Benelux**
Clarissenhof 5b, 4133 AB Vianen,
The Netherlands
Tel: +31-347-358040

FRANCE

Yamaha Music Europe
7 rue Ambroise Croizat,
Zone d'activités de Pariest,
77183 Croissy-Beaubourg, France
Tel: +33-1-6461-4000

ITALY

**Yamaha Music Europe GmbH,
Branch Italy**
Viale Italia 88, 20020,
Lainate (Milano), Italy
Tel: +39-02-93577-1

SPAIN/PORTUGAL

**Yamaha Music Europe GmbH
Ibérica, Sucursal en España**
Ctra. de la Coruna km. 17,200,
28231 Las Rozas de Madrid, Spain
Tel: +34-91-639-88-88

GREECE

**Philippos Nakas S.A. The Music
House**
19th klm. Leof. Lavriou 190 02
Peania – Attiki, Greece
Tel: +30-210-6686168

SWEDEN/FINLAND/ ICELAND

**Yamaha Music Europe GmbH
Germany filial Scandinavia**
JA Wettergmsgata 1,
400 43 Göteborg, Sweden
Tel: +46-31-89-34-00

DENMARK

**Yamaha Music Denmark,
Fillial of Yamaha Music Europe
GmbH, Tyskland**
Generatorvej 8C, ST. TH. ,
2860 Søborg, Denmark
Tel: +45-44-92-49-00

NORWAY

**Yamaha Music Europe GmbH
Germany - Norwegian Branch**
Grini Næringspark 1, 1361 Østerås,
Norway
Tel: +47-6716-7800

RUSSIA

Yamaha Music (Russia) LLC.
Room 37, entrance 7, bld. 7,
Kievskaya street, Moscow, 121059,
Russia
Tel: +7-495-626-5005

OTHER EUROPEAN COUNTRIES

Yamaha Music Europe GmbH
Siemensstrasse 22-34,
25462 Rellingen, Germany
Tel: +49-4101-3030

AFRICA

Yamaha Music Gulf FZE
JAFZA-16, Office 512,
P.O.Box 17328,
Jebel Ali FZE, Dubai, UAE
Tel: +971-4-801-1500

MIDDLE EAST

TURKEY

Yamaha Music Europe GmbH
Merkezi Almanya Türkiye
İstanbul Şubesi
Maslak Meydan Sokak,
Spring Giz Plaza Bagimsiz Böl. No:3,
Sanyer Istanbul, Turkey
Tel: +90-212-999-8010

CYPRUS

Yamaha Music Europe GmbH
Siemensstrasse 22-34,
25462 Rellingen, Germany
Tel: +49-4101-303-0

OTHER COUNTRIES

Yamaha Music Gulf FZE
JAFZA-16, Office 512,
P.O.Box 17328, Jebel Ali FZE,
Dubai, UAE
Tel: +971-4-801-1500

ASIA

THE PEOPLE'S REPUBLIC OF CHINA

Yamaha Music & Electronics
(China) Co.,Ltd.
2F, Yunhedasha, 1818 Xinzha-lu,
Jingan-qu, Shanghai, China
Tel: +86-400-051-7700

INDIA

Yamaha Music India Private
Limited
Spazedge Building, Ground Floor,
Tower A, Sector-47,
Gurgaon- Sohna Road,
Gurgaon-122002, Haryana, India
Tel: +91-124-485-3300

INDONESIA

PT. Yamaha Musik Indonesia
(Distributor)
Yamaha Music Center Bldg. Jalan
Jend. Gatot Subroto Kav. 4,
Jakarta 12930, Indonesia
Tel: +62-21-520-2577

KOREA

Yamaha Music Korea Ltd.
8F, Dongsung Bldg. 21,
Teheran-ro 87-gil, Gangnam-gu,
Seoul, 135-880, Korea
Tel: +82-2-3467-3300

MALAYSIA

Yamaha Music (Malaysia) Sdn. Bhd.
No.8, Jalan Perbandaran,
Kelana Jaya, 47301
Petaling Jaya, Selangor, Malaysia
Tel: +60-3-78030900

SINGAPORE

Yamaha Music (Asia) Private
Limited
Block 202 Hougang Street 21,
#02-00, Singapore 530202,
Singapore
Tel: +65-6740-9200

TAIWAN

Yamaha Music & Electronics
Taiwan Co.,Ltd.
2F., No.1, Yuandong Rd. Banqiao Dist.
New Taipei City 22063, Taiwan
Tel: +886-2-7741-8888

THAILAND

Siam Music Yamaha Co., Ltd.
3, 4, 15, 16th Fl.,
Siam Motors Building,
891/1 Rama 1 Road, Wangmai,
Pathumwan, Bangkok 10330,
Thailand
Tel: +66-2215-2622

VIETNAM

Yamaha Music Vietnam
Company Limited
15th Floor, Nam A Bank Tower,
201-203 Cach Mang Thang Tam St.,
Ward 4, Dist.3,
Ho Chi Minh City, Vietnam
Tel: +84-8-3818-1122

OTHER ASIAN COUNTRIES

Yamaha Corporation
Sales & Marketing Division
10-1, Nakazawa-cho, Naka-ku,
Hamamatsu,
Japan 430-8650
Tel: +81-53-460-2312

OCEANIA

AUSTRALIA

Yamaha Music Australia Pty. Ltd.
Level 1, 99 Queensbridge Street,
Southbank,
Vic. 3006, Australia
Tel: +61-3-9693-5111

COUNTRIES AND TRUST TERRITORIES IN PACIFIC OCEAN

Yamaha Corporation
Sales & Marketing Division
10-1, Nakazawa-cho, Naka-ku,
Hamamatsu,
Japan 430-8650
Tel: +81-53-460-2312

PA41

HEAD OFFICE

Yamaha Corporation, Audio Products Sales and Marketing Division
10-1, Nakazawa-cho, Naka-ku, Hamamatsu, Japan 430-8650

Yamaha Pro Audio global website:
<http://www.yamahaproaudio.com/>

Yamaha Downloads
<http://download.yamaha.com/>

Manual Development Department
© 2015 Yamaha Corporation
Published 12/2015 CRHD-A0

ZS02940