

ARIUS YDP-S34 Quick Operation Guide

While holding down the applicable button, press one of the highlighted keys shown below to select a Demo Song or set a parameter.

1 Song playback

DEMO/SONG +

Quick Play **Demo Songs** **50 Preset Songs (50 Classical Music Masterpieces) Song number** **Song Data Loaded from the Computer**

A#-1 C#0 D#0 F#0 G#0 A#0 C#1 D#1 F#1 G#1 A#1 C#2 D#2 F#2 G#2 A#2 C#3 D#3 F#3 G#3 A#3 C#4 D#4 F#4 G#4 A#4 C#5 D#5 F#5 G#5 A#5 C#6 D#6 F#6 G#6 A#6

Off On CFX Grand Mellow Grand C#2 D#2 F#2 G#2 A#2 C#3 D#3 F#3 G#3 A#3 C#4 D#4 F#4 G#4 A#4 C#5 D#5 F#5 G#5 A#5 C#6 D#6 F#6 G#6 A#6 C7

1 2 3 4 5 6 7 8 9 10 11 12 13 14 15 16 17 18 19 20 21 22 23 24 25 26 27 28 29 30 31 32 33 34 35 36 37 38 39 40 41 42 43 44 45 46 47 48 49 50

A-1 B-1 C0 D0 E0 F0 G0 A0 B0 C1 D1 E1 F1 G1 A1 B1 C2 D2 E2 F2 G2 A2 B2 C3 D3 E3 F3 G3 A3 B3 C4 D4 E4 F4 G4 A4 B4 C5 D5 E5 F5 G5 A5 B5 C6 D6 E6 F6 G6 A6 B6 C7

* 50 Preset Songs (50 Classical Music Masterpieces) Song number / Song name

1 Canon D dur	11 Salut d'amour op.12	21 Prelude (Wohltemperierte Klavier I No.1)	31 Etude op.10-3 "Chanson de l'adieu"	41 Humoresque
2 Air On the G String	12 From the New World	22 Menuett G dur BWV Anh.114	32 Etude op.10-12 "Revolutionary"	42 Arietta
3 Jesus, Joy of Man's Desiring	13 Sicilienne	23 Piano Sonata No.15 K.545 1st mov.	33 Valse op.64-1 "Petit chien"	43 Tango (España)
4 Twinkle, Twinkle, Little Star	14 Clair de lune	24 Turkish March	34 Nocturne op.9-2	44 The Entertainer
5 Piano Sonata op.31-2 "Tempest" 3rd mov.	15 Jupiter (The Planets)	25 Piano Sonata op.13 "Pathétique" 2nd mov.	35 Nocturne KK4a-16/BI 49 [Posth.]	45 Maple Leaf Rag
6 Ode to Joy	16 Menuett (Eine kleine Nachtmusik K.525)	26 Für Elise	36 Träumerei	46 La Fille aux Cheveux de Lin
7 Wiegenlied op.98-2	17 Menuett G dur	27 Piano Sonata op.27-2 "Mondschein" 1st mov.	37 Barcarolle	47 Arabesque No.1
8 Grande Valse Brillante	18 Marcia alla Turca	28 Impromptu op.90-2	38 La prière d'une Vierge	48 Cakewalk
9 Polonaise op.53 "Héroïque"	19 Piano Concerto No.1 op.11 2nd mov.	29 Frühlingslied op.62-6	39 Liebesträume No.3	49 Je te veux
10 La Campanella	20 The Nutcracker Medley	30 Fantaisie-Impromptu	40 Blumenlied	50 Gymnopédies No.1

2 Voice settings

PIANO/VOICE +

Voices **Reverb Types** **Reverb Depth** **Damper Resonance** **Stereophonic Optimizer** **Volume Balance (Dual/Duo mode)** **Octave Shift (Dual/Duo mode)** **Touch Sensitivity**

A#-1 C#0 D#0 F#0 G#0 A#0 C#1 D#1 F#1 G#1 A#1 C#2 D#2 F#2 G#2 A#2 C#3 D#3 F#3 G#3 A#3 C#4 D#4 F#4 G#4 A#4 C#5 D#5 F#5 G#5 A#5 C#6 D#6 F#6 G#6 A#6

Off On CFX Grand Mellow Grand Concert Hall C#2 D#2 F#2 G#2 A#2 C#3 D#3 F#3 G#3 A#3 C#4 D#4 F#4 G#4 A#4 C#5 D#5 F#5 G#5 A#5 C#6 D#6 F#6 G#6 A#6 C7

1 2 3 4 5 6 7 8 9 10 11 12 13 14 15 16 17 18 19 20 21 22 23 24 25 26 27 28 29 30 31 32 33 34 35 36 37 38 39 40 41 42 43 44 45 46 47 48 49 50

A-1 B-1 C0 D0 E0 F0 G0 A0 B0 C1 D1 E1 F1 G1 A1 B1 C2 D2 E2 F2 G2 A2 B2 C3 D3 E3 F3 G3 A3 B3 C4 D4 E4 F4 G4 A4 B4 C5 D5 E5 F5 G5 A5 B5 C6 D6 E6 F6 G6 A6 B6 C7

ARIUS YDP-S34 Quick Operation Guide

3 Metronome settings

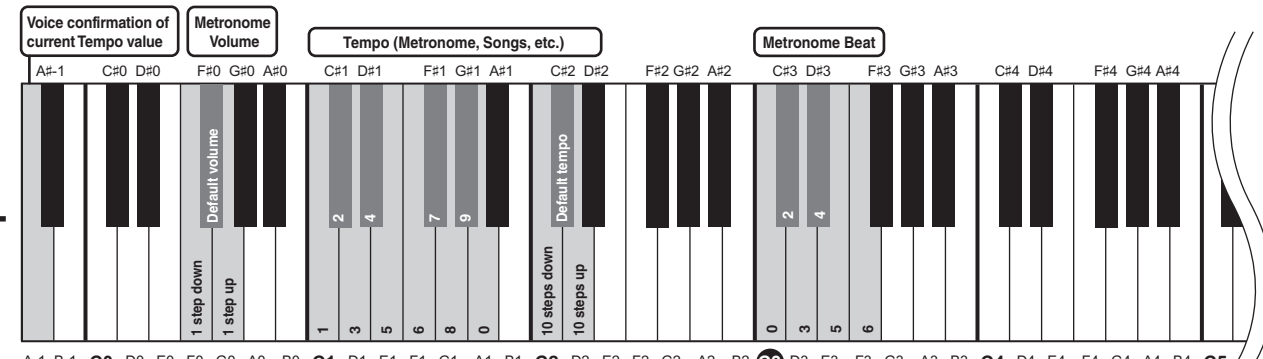


Diagram showing the keyboard layout for Metronome settings. The keys are grouped into sections:

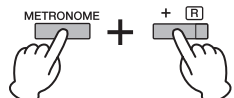
- Voice confirmation of current Tempo value:** A#-1, C#0, D#0
- Metronome Volume:** F#0, G#0, A#0
- Tempo (Metronome, Songs, etc.):** C#1, D#1, F#1, G#1, A#1
- Metronome Beat:** C#3, D#3, F#3, G#3, A#3

Additional controls shown include:


- 1 step down / 1 step up:** F0, G0, A0, B0
- Default volume:** F0, G0, A0
- Default tempo:** C2, D2, E2
- 10 steps down / 10 steps up:** C2, D2, E2

Key labels: A-1 B-1, C0 D0 E0, F0 G0 A0 B0, C1 D1 E1, F1 G1 A1 B1, C2 D2 E2, F2 G2 A2 B2, C3 D3 E3, F3 G3 A3 B3, C4 D4 E4, F4 G4 A4 B4, C5

To increase the value by 1:



To decrease the value by 1:



4 Other settings

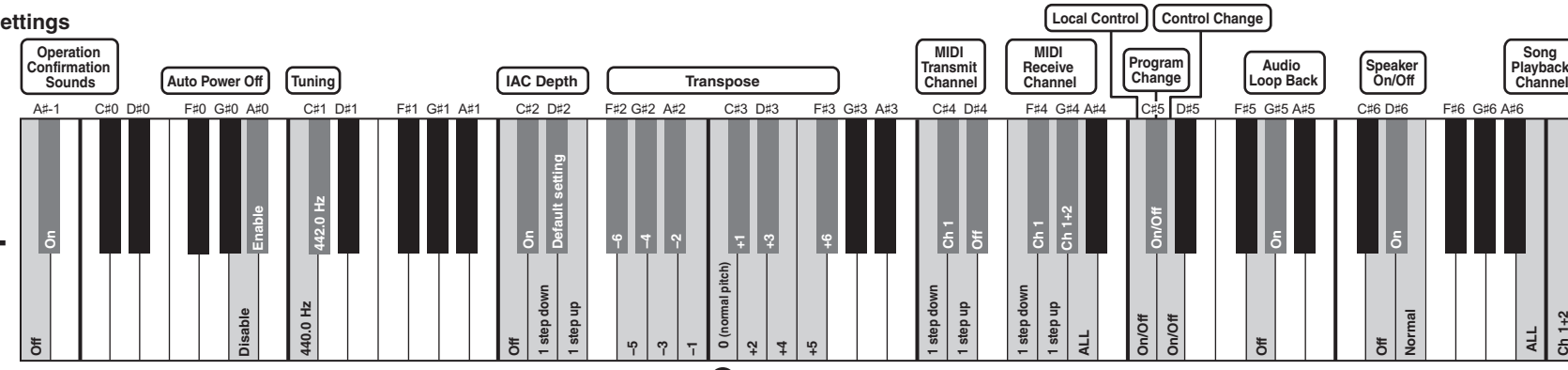


Diagram showing the keyboard layout for Other settings. The keys are grouped into sections:

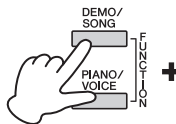
- Operation Confirmation Sounds:** A#-1, C#0, D#0
- Auto Power Off:** F#0, G#0, A#0
- Tuning:** C#1, D#1, F#1, G#1, A#1
- IAC Depth:** C#2, D#2
- Transpose:** F#2, G#2, A#2, C#3, D#3, F#3, G#3, A#3
- MIDI Transmit Channel:** C#4, D#4
- MIDI Receive Channel:** F#4, G#4, A#4
- Program Change:** C#5, D#5
- Audio Loop Back:** F#5, G#5, A#5
- Speaker On/Off:** C#6, D#6
- Song Playback Channel:** F#6, G#6, A#6

Additional controls shown include:

- Off / On:** A-1, B-1, C0, D0, E0, F0, G0, A0, B0
- Disable / Enable:** F0, G0, A0, B0
- 440.0 Hz / 442.0 Hz:** C1, D1, E1, F1, G1, A1, B1
- Off / 1 step down / 1 step up:** C2, D2, E2
- 6, -4, -2, 0 (normal pitch), +1, +3, +5, +6:** F2, G2, A2, B2, C3, D3, E3, F3, G3, A3, B3
- Ch 1 / Off:** C4, D4, E4, F4, G4, A4, B4
- On/Off / On/Off:** C5, D5, E5, F5, G5, A5, B5
- Off / On / Normal:** C6, D6, E6, F6, G6, A6, B6
- ALL / Ch 1+2:** C7, D7, E7, F7, G7, A7, B7, C7

Key labels: A-1 B-1, C0 D0 E0, F0 G0 A0 B0, C1 D1 E1, F1 G1 A1 B1, C2 D2 E2, F2 G2 A2 B2, C3 D3 E3, F3 G3 A3 B3, C4 D4 E4, F4 G4 A4 B4, C5 D5 E5, F5 G5 A5 B5, C6 D6 E6, F6 G6 A6 B6, C7

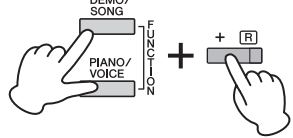
DEMO/SONG + **PIANO/VOICE**



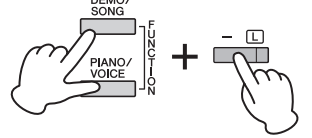
5 Tuning settings

While holding down the [DEMO/SONG] and [PIANO/VOICE] buttons, press the [+R], [-L] or both buttons as shown below to fine-tune the pitch of your instrument.

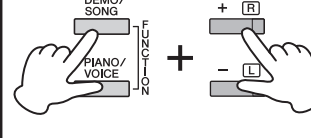
To tune up (in about 0.2 Hz steps):



To tune down (in about 0.2 Hz steps):



Default pitch: 440.0 Hz



6 Duo setting

While holding down the [PIANO/VOICE] button, simultaneously press the [+R] and [-L] buttons to turn Duo on or off.

To turn Duo on or off:

